



(11) **EP 1 229 183 B1**

(12) **EUROPEAN PATENT SPECIFICATION**

(45) Date of publication and mention of the grant of the patent:
25.07.2007 Bulletin 2007/30

(21) Application number: **99958193.7**

(22) Date of filing: **25.11.1999**

(51) Int Cl.:
E04F 15/02 (2006.01)

(86) International application number:
PCT/ES1999/000384

(87) International publication number:
WO 2001/033011 (10.05.2001 Gazette 2001/19)

(54) **Direct laminated flooring product**

Direktbeschichtetes Laminatprodukt für Fussböden

Produit stratifié direct pour sols

(84) Designated Contracting States:
**AT BE CH CY DE DK ES FI FR GB GR IE IT LI LU
MC NL PT SE**

(30) Priority: **05.11.1999 ES 9902432**

(43) Date of publication of application:
07.08.2002 Bulletin 2002/32

(60) Divisional application:
**07006750.9 / 1 795 339
07006751.7 / 1 795 340**

(73) Proprietor: **Industrias Auxiliares Faus, S.L.**
46700 Gandia (ES)

(72) Inventor: **CRUZ GARCIA, Eugenio**
E-46700 Gandia (ES)

(74) Representative: **Röthinger, Rainer**
Wuesthoff & Wuesthoff
Patent- und Rechtsanwälte
Schweigerstrasse 2
81541 München (DE)

(56) References cited:
WO-A-97/19232 **WO-A-97/31776**
ES-A- 460 194 **ES-U- 163 421**
ES-U- 283 331 **ES-U- 1 019 585**
US-A- 2 108 226

EP 1 229 183 B1

Note: Within nine months from the publication of the mention of the grant of the European patent, any person may give notice to the European Patent Office of opposition to the European patent granted. Notice of opposition shall be filed in a written reasoned statement. It shall not be deemed to have been filed until the opposition fee has been paid. (Art. 99(1) European Patent Convention).

Description**BACKGROUND OF THE INVENTION**

[0001] It is well known to hot press cellulose sheets (papers) impregnated in phenol or melamine (or similar-resins) with wooden boards or panels (plus other components specified by the manufacturer) to produce products such as boards, laminated boards, panels, and direct laminated floors that imitate wood, ceramic, and natural stone. Such imitation materials are mainly used for floors.

[0002] If melamine is used, and if the product is to have a single work surface (for example a floor), the melaminized board that comes from the press typically has a surface area between 3 and 8 square meters. Such boards are then cut into units (strips) approximately 1,200 x 200 mm. Each unit is beneficially tongued and grooved for ready installation. The result is a decorative and resistant paving that imitates wood, ceramic or natural stone.

[0003] Such known products have two significant defects:

1. They are not very wear resistant.
- 2.-They do not closely imitate natural products (such as ceramic, and wood).

[0004] The applicant has investigated reason why such products are not very wear resistant. It has been observed that premature aging (wear) begins at or near the perimeter edges and/or along tongue and groove lines.

[0005] The known products have an even (level) surface texture such that the user, such as a pedestrian, treads (the soles of his shoes make contact) equally on the center of a tile on its perimeter edge. But, since the perimeter edge is the weakest area it deteriorates first.

[0006] The applicant has also investigated the reason for the second defect. He has reached the conclusion that if an imitation product is not a Suitable imitation of a natural product, it is at least partially because the imitation's surface texture, both optical and tactile, have design errors.

[0007] In current products, a decorative surface effect is achieved by a design that is printed on an impregnated (by resin) paper. However, the surface texture of products with such printed designs is typically monotonous (flat) over the whole surface. This is because the press mold produces a flat surface.

[0008] Thus, while a surface design represents the different characteristics (line, color) of a natural product, the texture (relief) provided by the press mold does not match a natural product's surface level variations, both with regard to sight and to touch.

[0009] US2,108,226 discloses a moulded composition tile comprising a block embraced by a back and encompassed on all sides by a relieved, continuous mortar joint

simulating border.

[0010] ES-A-460 194 relates to a flooring material comprising laminated paper which may have a non-slip, profiled surface.

[0011] ES-U-163 421 describes a decorative material which is adapted to imitate stone.

[0012] ES-U-283 331 discloses a flooring material having a first portion and second relieved portion, wherein the second relieved portion extends along two edges of the first portion.

[0013] ES-U-1 019 585 describes a flooring material with grooves formed in the surface thereof.

[0014] WO 97/31776 A1 discloses a decorative thermosetting laminate product according to the preamble of claim 1, comprising thermosetting resin impregnated paper layers. A decor paper in the form of a web or a sheet, which is provided with a decor pattern including pattern sections with different directions, is placed onto a base layer and bonded thereto by pressing under an elevated pressure in a continuous laminate press. For example, the decor paper is provided with an alternating lengthways and crossways bar pattern with wood graining. A first roller provided with a longitudinal surface structure is pressed towards the laminate, while the longitudinal decor pattern section of the laminate passes. The first roller then is lifted and a second roller provided with a crossways surface structure is pressed towards the laminate, while the crossways decor pattern section of the laminate passes. The laminate thus is provided with a longitudinal surface structure on the longitudinal decor pattern sections and a crossways surface structure on the crossways decor pattern sections.

[0015] WO 97/19232 A1 describes a veneer panel, each side edge of which is formed of a half groove so that, when two panels are positioned in side by side relation, completed semicircular grooves are formed.

SUMMARY OF THE INVENTION

[0016] The invention provides a direct laminated flooring product having the features defined in claim 1.

[0017] One object of the invention is to overcome the wear problem of products (tile, strip, board, etc.), which typically have a polygonal shape such as a rectangle or square. The object is achieved by providing a relieved perimeter. That is, a product's perimeter edge is contoured to be a few tenths of a millimeter below the rest of the product's surface. Thus, when a user treads on the product the user's soles do not rest on the perimeter edges. Likewise friction or wear caused by other agents coming into contact with the product is avoided.

[0018] Another object of this invention is to overcome the problem wherein a product's surface (such as that of a tile, a strip, or a board) is totally even or monotonous. This object is achieved by producing a product having a surface texture that corresponds and adapts to a printed design. The result is close optical and textural identifications with a natural product.

[0019] That is if, for example, a wood knot appears in a design the final product is adapted to that design by providing an area having a volumetric, conceptual, and physical correspondence, both visual and textual, with a wood knot. A similar thing same happens if there is a wood pore, a stone roughness, or bubbles on a ceramic.

[0020] The foregoing is achieved using an exact correspondence-concordance between the image on the impregnated papers and the relief texture of a press mold.

Example,

[0021]

a).- Ceramic tiles in which the unions (joints) between tiles are relieved to produce a paving of earthenware ceramics;

b).- Wood designs where the streaks, pores, and knots of a paper design coincide with the surface texture.

[0022] In short, products with a very marked surface texture that adapts and corresponds to the design on a resin impregnated paper. What is achieved is a more realistic effect than when the surface texture does not adapt and correspond to the design on a resin impregnated paper. Not only is an optical effect created, but also the different reliefs, which appear in the correct areas, can be touched.

[0023] Also, the product's life increases as relieved joints do not undergo wear. This is because the relieved joints are not contacted when being trod upon.

[0024] This invention advocates new direct laminated flooring of cellulose sheets impregnated with polymerizable resins and having design characteristics, and that, once pressed, have offset/sunk areas in peripheral edges.

[0025] This invention is also characterized because the optical/tactile texture of the surface of the floor, once pressed, corresponds and adapts to the characteristics designed on cellulose sheets.

BRIEF DESCRIPTION OF THE DRAWING

[0026] To understand this invention better, a preferential way of practical execution is illustrated on the drawings, which are subject to accessory changes that take nothing away from their basic content.

[0027] Figure 1 is a plan view of a design on a resin-impregnated paper before a product with that design is pressed and cut.

[0028] Figure 2 is a plan view of a product that uses the resin-impregnated paper of Figure 1, after that product is pressed.

[0029] Figure 3 is a cross-sectional view taken along line A-A of Figure 2.

DETAILED DESCRIPTION OF THE ILLUSTRATED EMBODIMENTS

[0030] An example of a practical execution of this invention, but not a limiting one, is described below.

[0031] This type of product usually has cellulose cores impregnated by polymerizable resins (such as phenols), in particular by melamine. The core may include wooden sheets or other products, such as silica, that resist abrasion.

[0032] A product has a rim area, as illustrated in Figure 1, which may be a different color than the remainder of the product. The rim gives rise to a relieved perimeter rim 1 after pressing (see Figure 2).

[0033] Turning now to Figure 2, the pressed product unit 4, which is to be used in a paving, has a perimeter rim 1 that is sunk below the rest of the surface S of the product unit. The perimeter rim 1 forms a joint 2 as shown in Figure 3. The joint 2 can be formed using numerous procedures, for example, tongue and groove.

[0034] The (mechanized) cutting, or quartering, of the first board is performed by a press and can be done in units (strips) of, for example, 300 x 300 mm, or 400 x 400 mm, or 600 x 600 mm. Several units can be maintained together in blocks of, for example, 1,200 x 300 mm (four units) or 1,200 x 400 mm (three units).

[0035] According to the principles of the present invention, the pressed board attempts to imitate another product. In the illustrated embodiment the product unit 4 imitates a ceramic, thus two deformities (a) and (b) that are similar to those of a ceramic are produced. It should be understood that the deformities extend normal to the surface of the product unit 4.

[0036] As ceramic tiles are usually butt joined with a small layer of cement, it will be seen that the perimeter rim 1 successfully imitates that of a ceramic tile, both by touch and sight. This is due to its offset, and possibly by adding a cement color to the design of the cellulose papers (of Figure 1).

[0037] Turning now to Figure 3, if a user treads between product unit 4 tiles the sole 3 of the user's shoe never reaches the perimeter rim edge (a).

[0038] It can be seen that once the characteristics (a₁) and (b₁) of the product to be imitated (ceramic) have been defined in the design drawing of a paper (Figure 1), the volume-relief-texture (deformities) in the end product at (a) and (b), reference Figure 2, correspond perfectly with respect to the position, concept, physical aspects, and volume to the design drawing characteristics (a₁) and (b₁) of the product to be imitated.

[0039] In the specific case of the perimeter rim 1, those of a ceramic tile can be considered.

[0040] Further mechanizing (working) of the product (flooring) that comes from the press usually includes dividing it into units (strips) that are to be placed on a floor, and in providing the units (if necessary) with connection means, for example, tongue and groove features.

[0041] This mechanizing is not the object of the inven-

tion.

Claims

1. A direct laminated flooring product (4) comprising cellulose sheets impregnated with a polymer resin that are mechanically pressed and cut into the product (4), wherein the product (4) includes a surface (S) formed from a cellulose sheet covering the whole surface and having a design which represents identification characteristics (a_1, b_1) of a natural product which, in the natural product, have a different relief, wherein the surface (S) is mechanically formed with a surface texture relief (a, b) that corresponds and adapts to the identification characteristics (a_1, b_1) of the natural product which are represented by the design of the cellulose sheet, **characterized in that** the surface (S) of the product (4) includes both a peripheral edge (1) having an edge contour and an interior region, wherein the peripheral edge (1) includes the cellulose sheet having the design and is relieved such that the edge contour is below the interior region.
2. A direct laminated flooring product according to claim 1, wherein the edge contour is a few tenth of a millimeter below the interior region.
3. A direct laminated flooring product according to claim 1 or 2, wherein the surface (S) is polygon shaped, rectangular or square.
4. A direct laminated flooring product according to one of claims 1 to 3, wherein the surface (S) has a surface pattern that imitates wood, ceramic or natural stone.
5. A direct laminated flooring product according to one of claims 1 to 4, wherein the product (4) is a floor-board.
6. A direct laminated flooring product according to one of claims 1 to 5, wherein the product (4) further includes sidewalls that extend down to said edge contour to form a rim.
7. A direct laminated flooring product according to claim 6, wherein the rim is adapted to mate with another laminated flooring product.

Patentansprüche

1. Direkt-laminiertes Fußbodenprodukt (4), umfassend mit einem Polymerharz imprägnierte Zelluloseblätter, die mechanisch gepresst und zu dem Produkt (4) geschnitten sind, wobei das Produkt (4) eine Oberfläche (S) besitzt, die aus einem Zelluloseblatt

gebildet ist, das die gesamte Oberfläche bedeckt und ein Muster hat, das Identifizierungscharakteristika (a_1, b_1) eines Naturprodukts besitzt, welche im Naturprodukt ein unterschiedliches Relief haben, wobei die Oberfläche (S) mechanisch mit einem Oberflächentexturrelief (a, b) ausgebildet ist, das den vom Muster des Zelluloseblattes dargestellten Identifizierungscharakteristika (a_1, b_1) des Naturprodukts entspricht und sich daran anpasst, **dadurch gekennzeichnet, dass** die Oberfläche (S) des Produkts (4) sowohl eine äußere Begrenzungskante (1) mit einer Kantenkontur als auch einen inneren Abschnitt umfasst, wobei die äußere Begrenzungskante (1) das Zelluloseblatt einschließt, das mit dem Muster versehen ist, und derart vertieft ist, dass die Kantenkontur unterhalb des inneren Abschnitts liegt.

2. Direkt-laminiertes Fußbodenprodukt gemäß Anspruch 1, bei dem die Kantenkontur einige zehntel Millimeter unter dem inneren Abschnitt liegt.
3. Direkt-laminiertes Fußbodenprodukt gemäß Anspruch 1 oder 2, bei dem die Oberfläche (S) polygonförmig, rechteckig oder viereckig ist.
4. Direkt-laminiertes Fußbodenprodukt gemäß einem der Ansprüche 1 bis 3, bei dem die Oberfläche (S) ein Oberflächenmuster besitzt, das Holz, Keramik oder Naturstein nachahmt.
5. Direkt-laminiertes Fußbodenprodukt gemäß einem der Ansprüche 1 bis 4, bei dem das Produkt (4) eine Bodendiele ist.
6. Direkt-laminiertes Fußbodenprodukt gemäß einem der Ansprüche 1 bis 5, bei dem das Produkt (4) ferner Seitenwände einschließt, die sich bis hinunter zur Kantenkontur erstrecken, um einen Rand zu bilden.
7. Direkt-laminiertes Fußbodenprodukt gemäß Anspruch 6, bei dem der Rand so ausgelegt ist, dass er mit einem anderen laminierten Fußbodenprodukt zusammenpasst.

Revendications

1. Produit stratifié direct pour sols (4) comprenant des feuilles de cellulose imprégnées avec une résine polymère qui sont mécaniquement pressées et coupées en le produit (4), dans lequel le produit (4) inclut une surface (S) formée à partir d'une feuille de cellulose couvrant la totalité de la surface et ayant un dessin qui représente les caractéristiques d'identification (a_1, b_1) d'un produit naturel qui, dans le produit naturel, ont un relief différent, dans lequel la surface (S) est mécaniquement formée avec un relief de texture de surface (a, b) qui correspond et s'adapte aux

caractéristiques d'identification (a_1 , b_1) du produit naturel qui sont représentées par le dessin de la feuille de cellulose, **caractérisé en ce que** la surface (S) du produit (4) inclut à la fois un rebord périphérique (1) ayant un contour de rebord et une région intérieure, dans lequel le rebord périphérique (1) inclut la feuille de cellulose ayant le dessin et est rabaisé de telle sorte que le contour de rebord est en dessous de la région intérieure.

5

2. Produit stratifié direct pour sols selon la revendication 1, dans lequel le contour de rebord est de quelques dixièmes de millimètre en dessous de la région intérieure.
3. Produit stratifié direct pour sols selon la revendication 1 ou 2, dans lequel la surface (S) est en forme de polygone, rectangulaire ou carré.
4. Produit stratifié direct pour sols selon l'une des revendications 1 à 3, dans lequel la surface (S) a un dessin de surface qui imite le bois, la céramique ou la pierre naturelle.
5. Produit stratifié direct pour sols selon l'une des revendications 1 à 4, dans lequel le produit (4) est un panneau de sol.
6. Produit stratifié direct pour sols selon l'une des revendications 1 à 5, dans lequel le produit (4) inclut en outre des parois latérales qui s'étendent vers le bas jusqu'àudit contour de rebord pour former une jante.
7. Produit stratifié direct pour sols selon la revendication 6, dans lequel la jante est adaptée pour s'accoupler avec un autre produit stratifié pour sols.

10

15

20

25

30

35

40

45

50

55

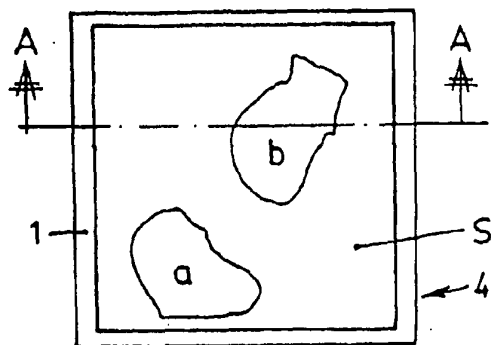


Fig. 2

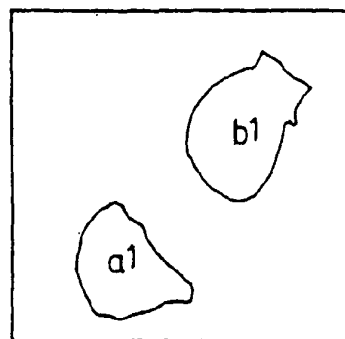


Fig. 1

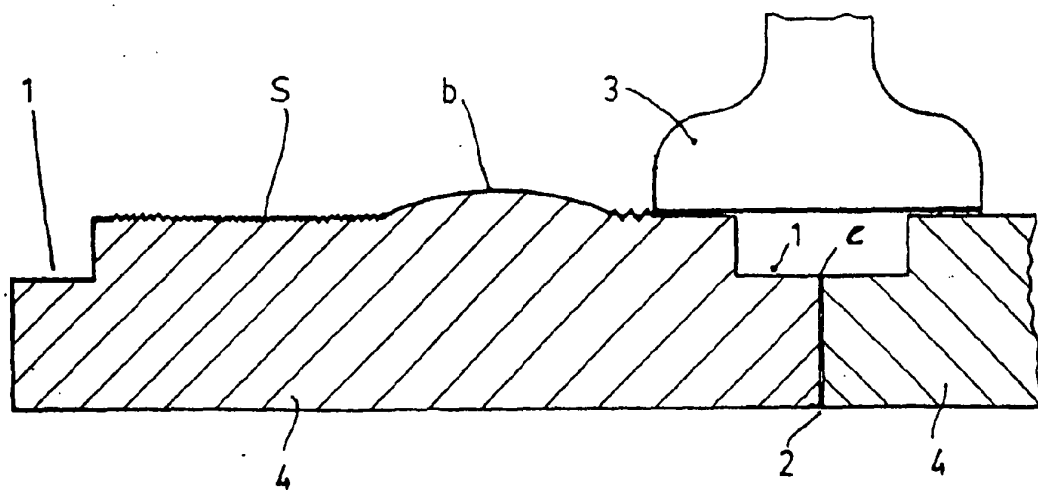


Fig. 3

REFERENCES CITED IN THE DESCRIPTION

This list of references cited by the applicant is for the reader's convenience only. It does not form part of the European patent document. Even though great care has been taken in compiling the references, errors or omissions cannot be excluded and the EPO disclaims all liability in this regard.

Patent documents cited in the description

- US 2108226 A [0009]
- ES 460194 A [0010]
- ES 163421 U [0011]
- ES 283331 U [0012]
- ES 1019585 U [0013]
- WO 9731776 A1 [0014]
- WO 9719232 A1 [0015]